

# AURORA<sup>®</sup>

# AFX<sup>™</sup>

## MODEL MOTORING<sup>®</sup>

A/FX...IT STANDS FOR AURORA/FACTORY EXPERIMENTALS  
 ... CARS SO FAST THEY LEAVE THE OTHERS ON THE LINE...  
 CARS THAT CORNER LIKE NOTHING BEFORE... CARS WITH  
 THE FEEL OF THE REAL THING... AND CARS WITH THE NEW  
 "DEEP SLOT" GUIDE PIN FOR FANTASTIC PERFORMANCE  
 ON A/FX HIGH PERFORMANCE TRACK.

• DUAL WHEELBASE MONOCOQUE CHASSIS • "SUPERFAT"  
 SPONGE RACE TIRES • RADIALLY ORIENTED MAGNETS • 84%  
 SILVER COMMUTATOR BRUSHES • LIGHTWEIGHT SILVER  
 PLATED PICKUP SHOES • INDEPENDENTLY ROTATING FRONT  
 WHEELS • "SNAP IN" TOP GEAR PLATE • "SNAP ON" PAINTED  
 BODY SHELLS • HIGH PERFORMANCE GEAR RATIO • SUPER  
 DETAILED PLATED "MAG" WHEELS • SELF LUBRICATING  
 NYLATRON CHASSIS • STEEL FRONT AXLE • LOW ROAD HUG-  
 GING CENTER OF GRAVITY



1754-750 A/FX "TOO MUCH"



1766-750 A/FX CORVETTE FUNNY CAR



1753-750 A/FX DODGE CHARGER DAYTONA



1758-750 A/FX PLYMOUTH CUDA FUNNY CAR



1756-750 A/FX CAMARO Z-28 "TRANS-AM"



1760-750 A/FX '57 CHEVY NOMAD



1763-750 A/FX FERRARI 512 M



1773-750 A/FX DODGE CHARGER STOCK CAR



1761-750 A/FX PINTO FUNNY CAR



1798-750 A/FX "FLAMETHROWER" PORSCHE 917



1755-750 A/FX "TURBO TURNON"



1799-750 A/FX "FLAMETHROWER" FERRARI 512M



1769-750 A/FX FORD "BAJA BRONCO"



T-JET

No. 1483 "SAND VAN" DUNE BUGGY



1764-750 A/FX JAVELIN "TRANS-AM"



1757-750 A/FX PORSCHE 917



1768-750 A/FX SHADOW "CAN-AM"



T-JET

No. 1484 SUPER MODIFIED ROADSTER



1752-750 A/FX AUTO WORLD McLAREN XLR



1759-750 A/FX VEGA VAN "GASSER"



1767-750 A/FX LOLA T-260 "CAN-AM"



T-JET

No. 1487-200 "GOOD HUMOR ICE CREAM TRUCK"



1762-750 A/FX PLYMOUTH ROAD RUNNER STOCK CAR



1751-750 A/FX FERRARI 612



1765-750 A/FX JAVELIN PRO STOCKER



T-JET

No. 1485 "BUSHWHACKER" SNOWMOBILE

EXTRA "DEEP SLOT"

"SPEED LOK" assembly

## EXCLUSIVE AFX HIGH PERFORMANCE TRACK

New high speed-High Performance A/FX Track specially created for today's faster cars. "EXTRA DEEP" SLOT, the deepest in HO racing, and the only one designed for the optional "DEEP SLOT" GUIDE PIN now included on all A/FX cars. "SPEED LOK" assembly for faster and easier joining. Strong and positive with perfect electrical conductivity. "SLOT WEDGE" design where each track section meets. Prevents the guide pin from snagging and insures smoother and faster performance. A/FX HIGH PERFORMANCE TRACK... the fastest, toughest, surest, most dependable track in HO history... in every set and with every A/FX car.

© 1973 AURORA PRODUCTS CORP., WEST HEMPSTEAD, N.Y. 11552 PRINTED IN U.S.A.

# AFX™ HIGH PERFORMANCE TRACK


(with "SPEED LOK" ASSEMBLY, EXTRA "DEEP SLOT", AND "SLOT WEDGE" DESIGN



CARS NOT INCLUDED

## No. 2544 A/FX BANKED HAIRPIN CURVE


Hairpin Banked 6" radius curve! Now, Full Speed and Driving Excitement are possible on this 6" radius curve with integral "SPEED WALLS" allowing high speed driving through the tightest turns! Designed for 2 to 4 lane traffic. The new A/FX HAIRPIN CURVE . . . . . complete with A/FX "DEEP SLOT" and "SPEED LOK" track features.



CARS NOT INCLUDED

## No. 2545 A/FX DAYTONA BANKED CURVE SET


Now set a blistering pace with the 12" radius A/FX DAYTONA BANK CURVE! Complete with integral speed walls for super speed thrills! Add the 9 inch radius Monza Bank Curve and utilize the supports. The A/FX Daytona Bank Curve . . . includes the A/FX "DEEP SLOT" "SPEED LOK" track features and all you'll need for real racing excitement!



CARS NOT INCLUDED


## No. 2543 A/FX BANKED "S" CURVE SET

High speed excitement with these modular banked A/FX "S" Curve track sections. Assembles to 30 full inches 2 different ways to create great new layouts. "S" CURVE . . . designed with A/FX "DEEP SLOT" and "SPEED LOK" track features and built-in guard rail too. Keeps the tension mounting as you zig-zag through the turns.




CARS NOT INCLUDED

- No. 2519 9" Radius Curved Track (1/4 Circle)
- No. 2518 6" Radius Curved Track (1/4 Circle)
- No. 2540 6" Radius Curved Track (1/8 Circle)
- No. 2528 12" Radius Curved Track (1/8 Circle)
- No. 2514 9" Radius Curved Track (1/8 Circle)
- No. 2533 15" Radius Curved Track (1/8 Circle)
- No. 2547 9" Radius Curve Track Pack (4 sections—full circle)




CARS NOT INCLUDED

- No. 2517 9" Straight Track
- No. 2515 5" Straight Track
- No. 2527 6" Straight Track
- No. 2516 7" Straight Track
- No. 2520 9" Straight Terminal Track
- No. 2542 15" Straight Track
- No. 2546 15" Straight Track Pack (4 sections)




CARS NOT INCLUDED

## No. 1594 Spiral Track Support Set




CARS NOT INCLUDED


## No. 2465 Electric Lap Counter with 9" Remote Track Section




No. 1593 Daredevil Obstacle Course Accessories




No. 2502 9" Straight Double-Cross Track




No. 2513 9" Radius Crisscross Tracks (Sold By Pairs)




No. 2522 HO Railroad Crossing



No. 2506 9" Straight Cobblestone Track with Signs




No. 2521 9" Junction Turnoffs (Sold By Pairs)




No. 2501 9" Straight Wiggle Track




No. 2504 Loop-The-Loop with Track (Sold By Pairs)




No. 2503 9" "Y" Tracks (Sold By Pairs)




No. 2523 90 degree Intersection



No. 2467 Monza Banked Curve Set 9" Radius



No. 2539 9" Straight Squeeze Tracks



No. 2551 9" Straight Adapter Tracks (Sold By Pairs)



No. 2524 9" Straight CrissCross Tracks (Sold By Pairs)

**ADDITIONAL RACING ACCESSORIES**

- No. 1529 Trestle Extensions (Set of 12).
- No. 1530 Trestle Posts.
- No. 1531 2-Lane roadway Joiner (24) & Locks (12).
- No. 1532 Clip On Guard Rail (Set of 8).
- No. 14 A/FX Special Racing Oil
- No. 1591 Modular Bridge Posts (48 pieces).
- No. 1599 Modular Bridge Beams. 6" Wide (Set of 4).
- No. 1555 Clip-On Terminal.

# AFX HIGH PERFORMANCE DIAGNOSTIC CENTER

Automotive test centers are springing up everywhere... even in living rooms! At last, here's professional test equipment for the HO racing buff! Three separate units — "Speed Shifter Power Control," "Weight Analyzer," and "Dyno Tach." Use 'em together for a complete console or individually. The A/FX High Performance Diagnostic Center... For The Big Plus In Little Cars!



No. 1544 "SPEED SHIFTER POWER CONTROL"



No. 1545 "WEIGHT ANALYZER"



No. 1547 "DYNO TACH"


CARS NOT INCLUDED

CARS NOT INCLUDED


# AFX HIGH PERFORMANCE RACING ACCESSORIES



No. 1347 Racing Speed Control (For T-Jets Only)




No. 1449 A/FX "Pit Kit" Carrying Case  
No. 1464 A/FX "Pit Kit" Carrying Case With A/FX High Performance Parts Kit



No. 1456 Curved Bleachers




No. 1343 A/FX Aurora-Russkit 45 OHM Speed Control  
No. 1345 80 OHM  
No. 1454 45 OHM With Brakes




No. 1450 Start-Finish Pylons



No. 1461 A/FX High Performance Parts Kit




No. 1349 A/FX High Performance Power Pack With On-Off Switch (U.L. Approved)



No. 1451 Judge's Stand



No. 1453 Dual Pit Stop



No. 1342 A/FX Wall-Pak With Attached Terminal (U.L. Approved)



No. 1452 Grandstand



No. 1592 Modular Bridge Beam Set (24 Posts and 4 Beams)