

RACING GUIDE

MODEL MOTORING

AFX

AURORA

© 1974 AURORA PRODUCTS CORP.
44 Cherry Valley Road
West Hempstead, N.Y. 11552

Printed in U.S.A.

4-138

AURORA AFX MODEL MOTORING

Collect and drive the entire series of AURORA AFX — the world's best selling electric HO racers.

- | | |
|---------------------------------|------------------------------------|
| 1900: Dodge Charger Daytona | 1913: '55 Chevy Bel Air |
| 1901: Camaro Z-28 "Trans-Am" | 1914: "Baja Bug" VW |
| 1902: Porsche 917 | 1915: Porsche 510K "Can-Am" |
| 1903: '57 Chevy "Nomad" | 1916: Matador Stock Car |
| 1904: Plymouth Road Runner | 1919: Datsun Baja Pickup |
| 1905: Ferrari 512M | 1920: '29 Model "A" Woodie |
| 1906: Javelin AMX "Trans-Am" | 1921: Porsche 917-10 "Can-Am" |
| 1907: Lola T-260 "Can-Am" | 1922: Dodge Street Van |
| 1908: Shadow "Can-Am" | 1923: Roarin' Rolls "Golden Ghost" |
| 1909: Ford "Baja Bronco" | 1924: Peace Tank |
| 1910: Dodge Charger Stock Car | 1925: '31 Model "A" Ford Panel |
| 1911: Bre-Datsun 240Z | 1926: Grand-Am |
| 1912: Bre-Datsun 510 "Trans-Am" | 1927: Corvette |
| | 1928: Model "A" 1930 Ford Coupe |
| | 1929: Chevelle Stocker |

1973: Porsche 917 Lighted Car
1974: Ferrari 512M Lighted Car

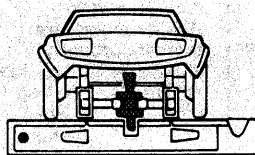
AURORA AFX FEATURING MAGNA-TRACTION sets new standards for styling, design and performance in electric HO model motoring.

Unmatched realism and authentic body detailing. Breathtaking speed. Unbelievable control. High-performance cars that can't be touched by anything in sight.

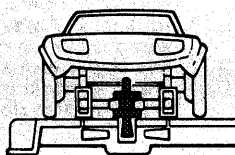
All with the exclusive AFX self-lubricating Nylatron chassis and a low, road-hugging center of gravity. Plus AFX super-fat sponge race tires, spring-balanced pick-up shoes and a reversible deep slot guide pin that makes for faster-than-ever cornering, better control and handling—lap after lap.

AFX REVERSIBLE GUIDE PINS



AFX cars come with AFX Reversible Guide Pins for every racing condition. The Blade side provides an extra handling edge on AFX Speed-Lok High-Performance extra-deep-slot track. (For old style Aurora HO track, simply reverse it and use the pin side).



PIN FOR CONVENTIONAL HO TRACK

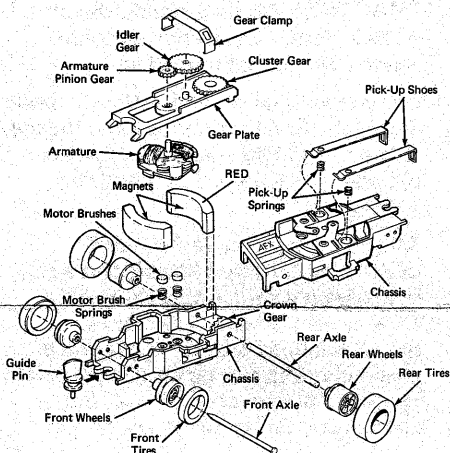


DEEP-SLOT BLADE FOR AFX SPEED-LOK HIGH-PERFORMANCE TRACK

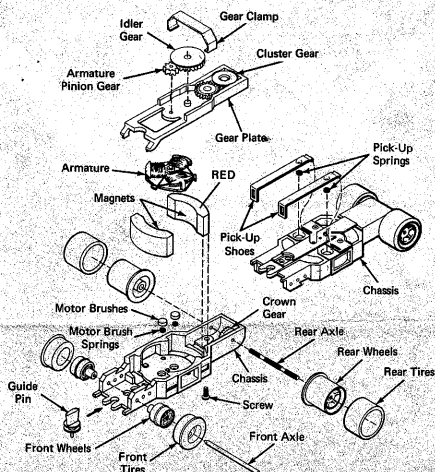


To change the AFX guide pin, simply snap it out of the chassis slot, reverse it and snap it back into place.


AFX CAR FEATURING MAGNA-TRACTION



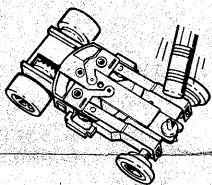
SPECIALTY AFX CAR FEATURING MAGNA-TRACTION



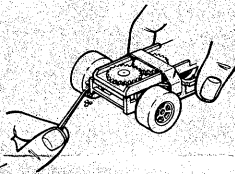
4 SIMPLE STEPS FOR TOP AFX PERFORMANCE



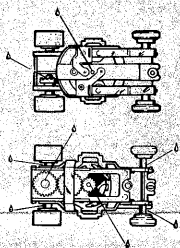
1. CLEAN TRACK
Clean track is a "must" for your AFX cars to perform properly. Use an eraser to clean the metal track rails. Always keep the track surface free of dirt, dust and lint by wiping it off with a lint-free cloth.



2. CLEAN PICK-UP SHOES
For top racing performance, clean pick-up shoes regularly with a pencil eraser. Always make sure they are properly aligned to contact the track rails. (Replace pick-up shoes when excessively worn.)

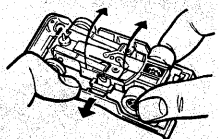


3. CLEAN AXLES
Dirt, lint, carpet, hair, dust, etc. . . on the axles will slow down your AFX car. Use a toothpick or fine tweezers to remove this from the axles.




4. PROPER LUBRICATION
Aurora's Model Motoring Special Racing Oil is formulated to help your AFX car run better, faster and smoother. Apply oil sparingly to specific oiling points.

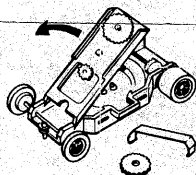
AFX CAR MAINTENANCE TIPS



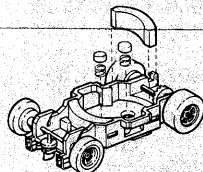
A. AFX bodies are designed for easy removal. Just hold the rear wheels firmly, pull one side of the body slightly until it clears the side chassis bar—and snap the body off.



B. Taking an AFX chassis apart is easy if you refer to the exploded view drawings. First, remove the gear clamp by prying it off with a small screwdriver or AFX quikee lock tool.



C. Now lift the gear plate and the armature from the chassis. Note how the gear plate snaps into place at the front of the chassis.



D. Remove the magnets, commutator brushes and brush springs, by turning the chassis over. They will drop out. Always replace the magnets in their original position or your car will run backwards.