
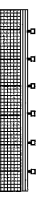










## CONTENTS

-  ARMCO Barriers (4 pcs.)
-  Catch Fencing (4 pcs.)
-  Tri-Power Pack (1 pc.)
-  Bridge Support, Low (2 pcs.)
-  AFX120 Controller (2 pcs.)

-  15" Straight Track (5 pc.)
-  15" Terminal Track (1 pc.)
-  9" Radius 1/4 Curve (8 pcs.)
-  Scale Sticker Banners (1 pc.)
-  Mega G+ CLEAR cars (2 pcs.)

Tune-Up Kit: Track cleaning pad; 2 Pick-up shoes; Springs

**U.S. FCC Warning:** Changes or modifications to this unit not expressly approved by the party responsible for compliance could void the user's authority to operate the equipment.  
**NOTE:** This equipment has been tested and found to comply with the limits for a Class B digital device, pursuant to Part 15 of the FCC Rules. These limits are designed to provide reasonable protection against harmful interference in a residential installation. This equipment generates, uses and can radiate radio frequency energy and, if not installed and used in accordance with the instructions, may cause harmful interference to radio communications. However, there is no guarantee that interference will not occur in a particular installation. If this equipment does cause harmful interference to radio or television reception, which can be determined by turning the equipment off and on, the user is encouraged to try to correct the interference by one or more of the following measures:

- Reorient or relocate the receiving antenna.
- Increase the separation between the equipment and receiver.
- Connect the equipment into an outlet on a circuit different from that to which the receiver is connected.
- Consult the dealer or an experienced radio/TV technician for help.

This device complies with Part 15 of the FCC Rules. Operation is subject to the following two conditions:

- (1) this device may not cause harmful interference, and
- (2) this device must accept any interference received, including interference that may cause undesired operation.

## HELP?

### AFXRACING.COM

- FAQs
- Video Set-Up Tips
- Video Troubleshooting



service@afxracing.com



877-866-9239  
(US Only)



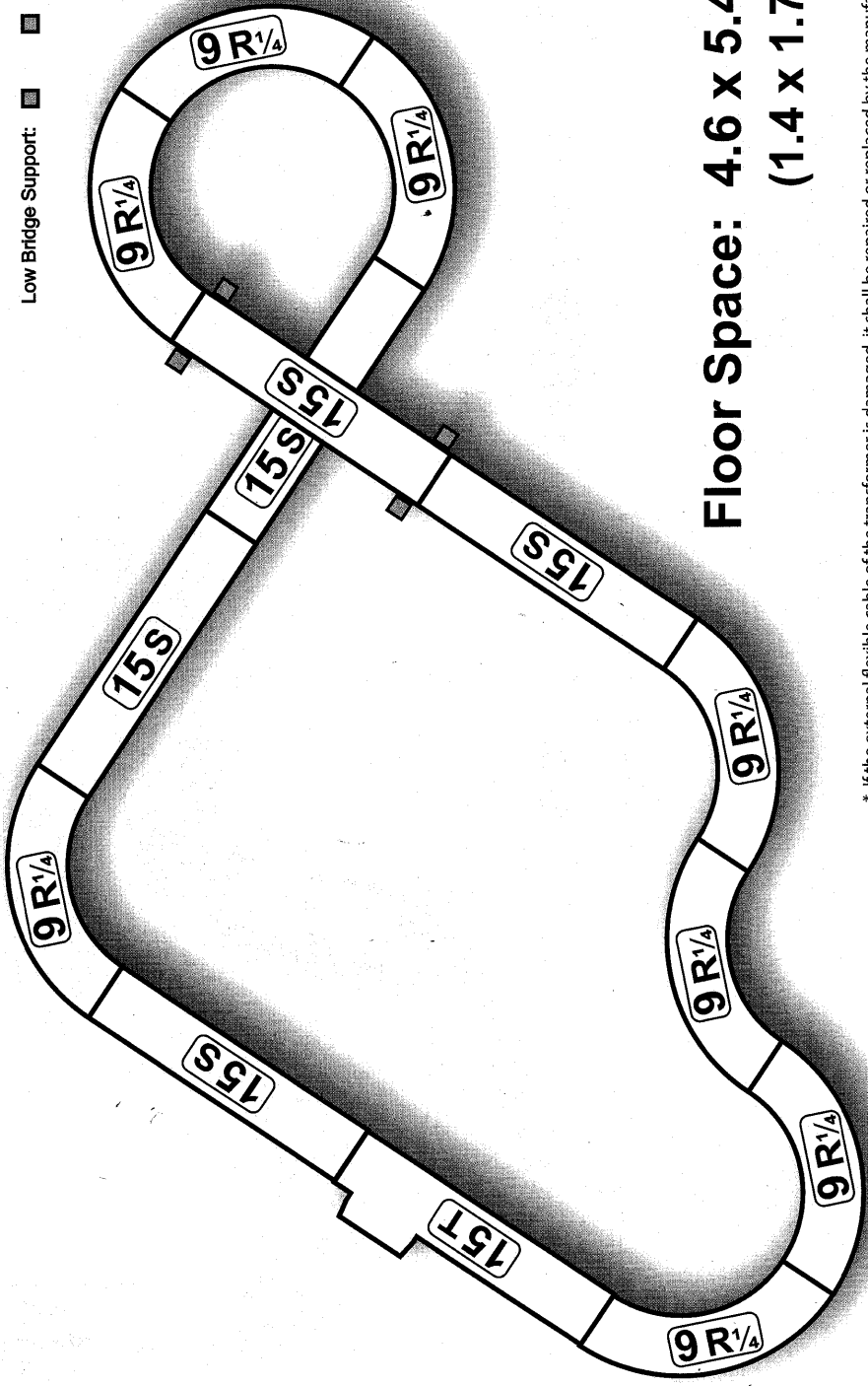
AFXRACING.COM

We will always respond to Email and phone calls as quickly as possible and in any case within 24 hours, not counting weekends and holidays.



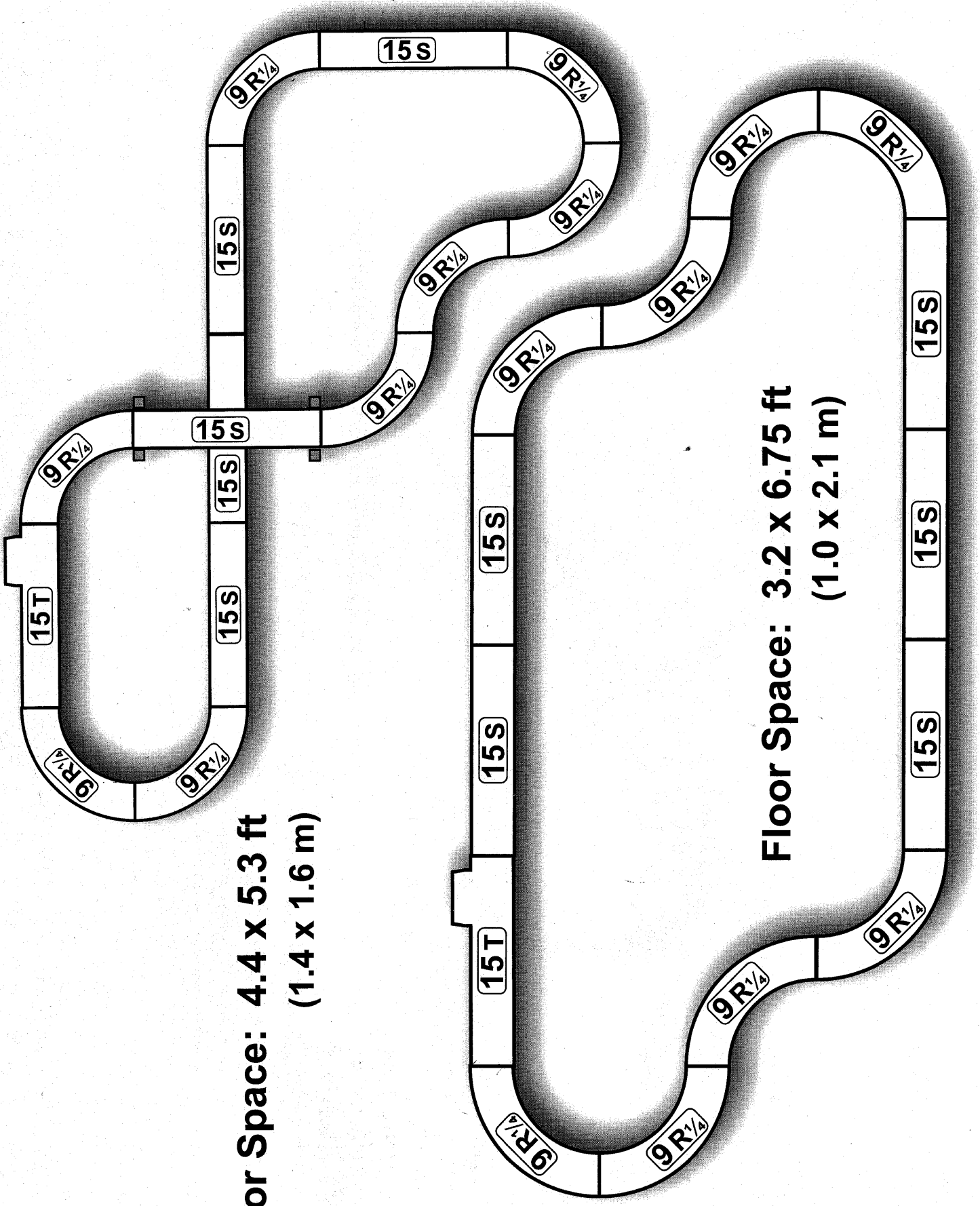
## RACEMASTERS

Copyright 2022 Racemasters, Inc.  
 Manufactured by Racemasters, Inc.  
 Distributed by Racemasters, Inc. Reno, NV 89506  
 In Australia: AJ Leeman Hobbies Pty. Ltd.  
 Unit 7/171 Bellvue Pde, Carlton, Sydney NSW 2218



**Floor Space: 4.6 x 5.4 ft  
(1.4 x 1.7 m)**

\* If the external flexible cable of the transformer is damaged, it shall be repaired or replaced by the manufacturer or his service agent or similar qualified person in order to avoid a hazard.



**Floor Space: 4.4 x 5.3 ft**  
**(1.4 x 1.6 m)**

**Floor Space: 3.2 x 6.75 ft**  
**(1.0 x 2.1 m)**