



**AFX**  
**CARS WITH**  
**magna-traction**  
**FOR SUPER GRIPPING POWER**

ALL AFX & G-PLUS CARS  
 PACKED: 24 PER CARTON  
 CARTON WEIGHT: 9 LBS.



NO. 1914 "BAJA BUG" VW



NO. 1911 BRE-DATSUN 240Z



AFX "FLAMETHROWER" CARS  
 WITH HEADLIGHTS

All the speed, control and high performance of AFX racers—  
 plus operating headlights for racing in the dark!

NO. 1973 FLAMETHROWER PORSCHE 917

NO. 1974 FLAMETHROWER FERRARI 512 M

Every AFX Dragster comes with its own racing decals—and can be decorated as shown.



NO. 1961  
 "DODGE FEVER"



NO. 1964  
 "DYN-O-MITE"



NO. 1963  
 "AZTEC"




NO. 1962  
 "FURIOUS FUELER"  
 DRAGSTER CARS PACKED: 24 PER CARTON  
 CARTON WEIGHT: 5 LBS.



NO. 1928  
 MODEL "A" 1930 FORD COUPE



NO. 1913 '55 CHEVY BEL AIR



NO. 1919 DATSUN BAJA PICKUP



NO. 1910  
 DODGE CHARGER STOCK CAR



NO. 1921 PORSCHE 917-10 CAN-AM



NO. 1912  
 BRE-DATSUN 510 "TRANS-AM"



NO. 1926 GRAND AM



NO. 1927 CORVETTE



NO. 1915 PORSCHE 510K "CAN-AM"



NO. 1928 CHEVELLE STOCKER



NO. 1920 '29 MODEL A WOODIE



NO. 1923  
 ROARIN' ROLLS "GOLDEN GHOST"



NO. 1922 DODGE STREET VAN



NO. 1925 '31 MODEL "A" FORD PANEL



NO. 1924 PEACE TANK


# G-PLUS

THE FASTEST PRODUCTION MODEL  
HO SCALE RACE CARS EVER BUILT!

Revolutionary new G-Plus cars...utilize the motor's magnetic field plus flux collectors to greatly increase traction. Result: greater acceleration and stopping power...plus a dramatic, up-to-30% reduction in lap times. Designed for speed, the monocoque style motor is the most modern in-line ever developed. Using part of the chassis for support, it features brass bearings and bullet-proof commutator brushes which require less power and therefore, produce less heat for cooler running. No tools necessary for assembling or disassembling the new Aurora G-Plus cars—maintenance is super-simple. For handling: Special reverse taper steel guide pin, independently rotating front wheels, trued sponge slicks—all built with the finest detailing ever. The G-Plus car gives you Pro Status.



NO. 1731 LOLA T-330




NO. 1733 McLAREN F-1



NO. 1735 INDY SPECIAL



NO. 1732 FERRARI 312 PB



NO. 1734 FERRARI F-1



NO. 1736 FERRARI DAYTONA COUPE

G-PLUS CARS  
PACKED: 24 PER CARTON  
CARTON WEIGHT: 9 LBS.

# AFX™ ACCESSORIES

AFX Model Motoring is a completely modular system that grows...and grows...and grows! AFX sets can be expanded to make hundreds of different and exciting layouts—simply by adding AFX track, cars and racing accessories.

- 14 RACING OIL  
Carton Pack 72. Carton Weight 6 lbs.
- NO. 1345 RUSSKIT 80 OHM SPEED CONTROL  
Carton Pack 24. Carton Weight 6 lbs.
- NO. 1347 RACING SPEED CONTROLLER  
Carton Pack 24. Carton Weight 4 lbs.
- NO. 1529 TRESTLE EXTENSIONS (Set of 12)  
Carton Pack 36. Carton Weight 4 lbs.
- NO. 1530 TRESTLE POSTS (Set of 12)  
Carton Pack 72. Carton Weight 2 lbs.
- NO. 1531 2 LANE TRACK JOINERS & LOCKS  
(24 Joiners, 12 Locks)  
Carton Pack 72. Carton Weight 5 lbs.
- NO. 1532 GUARD RAIL & POST SET (Set of 8)  
Carton Pack 48. Carton Weight 12 lbs.
- NO. 1582 MODEL MOTORING HANDBOOK—VOL II  
Carton Pack 60. Carton Weight 20 lbs.
- NO. 1565 TRACK ELEVATION SUPPORTS ASST.  
Carton Pack 48. Carton Weight 10 lbs.
- NO. 1587 MODULAR BRIDGE BEAM ASST.  
Carton Pack 48. Carton Weight 10 lbs.
- NO. 1591 MODULAR BRIDGE POSTS (32)  
Carton Pack 48. Carton Weight 17 lbs.
- NO. 1595 MODULAR BRIDGE BEAMS—3"  
Carton Pack 48. Carton Weight 15 lbs.
- NO. 1599 MODULAR BRIDGE BEAMS—6"  
Carton Pack 48. Carton Weight 7 lbs.
- NO. 2547 9" RADIUS CURVE (4 Pack)  
Carton Pack 12. Carton Weight 10 lbs.
- NO. 2595 TRACK CLEANING PAD (12 Pack)  
Carton Pack 12. Carton Weight 2 lbs.



NO. 2525 LAP COUNTER  
w/Plug Carton Pack: 12. Carton Weight 14 lbs.  
(Cars & Track Not Included)



NO. 1439 REVAMATIC GRANDSTAND DUAL SOUND UNIT  
w/Plug Carton Pack: 12. Carton Weight: 5.5 lbs.



NO. 1455 LAP TIMER  
Carton Pack 12. Carton Weight 14 lbs.  
(Cars & Track Not Included)



NO. 1492  
AFX RACE CASE  
WITH TRAY  
and Quikree-Lok™  
Carton Pack 24. Carton Weight 48 lbs.



NO. 1469 AFX PIT KIT CARRYING CASE  
Carton Pack 24. Weight 18 lbs.  
NO. 1489 AFX PIT KIT CARRYING CASE WITH PARTS KIT  
Carton Pack 24. Carton Weight 16 lbs.




NO. 2555 AFX DRAGSTER XMAS TREE  
AND AUTOMATIC FINISH LINE MARKERS  
Carton Pack 24. Carton Weight 9 lbs.



NO. 1442 AFX SAFETY-WALL-PAK™ w/Plug UL Listed  
Carton Pack: 6. Carton Weight: 5 lbs.



NO. 1436 AFX AURORA—RUSSKIT 60 OHM VARIABLE SPEED  
CONTROLLER w/Plug  
Carton Pack: 24. Carton Weight: 6 lbs.




NO. 1437 AFX AURORA  
RUSSKIT 60 OHM  
VARIABLE SPEED  
CONTROLLER  
/with Brakes and Plug  
Carton Pack: 24. Carton Weight: 7 lbs.

# AFX™ ACCESSORIES



**NO. 2505  
LOOP-THE-LOOP  
(PAIR—WITH TRACK)**  
Carton Pack 12. Carton Weight 15 lbs.




**NO. 2550 STARTER TRACK** Carton Pack 12. Carton Weight 5.5 lbs.

(Cars & Track Not Included)



**NO. 1466 BILLBOARD RETAINING WALLS**  
Carton Pack 24. Carton Weight: 5 lbs.

Track Not Included.



**NO. 1555  
AFX CLIP-ON ANYWHERE TERMINAL**  
Carton Pack 48. Carton Weight 4 lbs.



**NO. 2545  
AFX 12" RADIUS HIGH SPEED CURVE SET**  
Two high speed 12" radius banked curves with built-in guard rails and AFX extra-deep racing slots. Track support included.  
Carton Pack 12. Carton Weight 11.5 lbs.  
Cars Not Included.



**NO. 2467  
AFX HIGH  
BANKED CURVE SET**  
A four piece 9" radius curve set. Use alone or set up inside the 12" radius high speed curve.  
Carton Pack 12.  
Carton Weight 7 lbs.

Cars Not Included.




**NO. 2543  
AFX BANKED "S" CURVE SET**  
This exclusive pair of banked "S" curves combines to make 3/4" of exciting, high speed racing action. Built-in guard rails and AFX extra-deep racing slots.  
Carton Pack 12. Carton Weight 18 lbs.  
Cars Not Included.



**NO. 1444 AFX DC-2 HIGH PERFORMANCE POWER PACK  
WITH OFF-ON SWITCH AND A PLUG**  
Carton Pack: 6. Carton Weight: 9 lbs.

# AFX™ ACCESSORIES



NO. 1498 READY TO ASSEMBLE  
PLASTIC KIT  
COMBINATION/START-FINISH  
PYLONS AND JUDGES STAND  
Carton Pack 6, Carton Weight 3 lbs.



AFX PLUS  
NO. 1435  
HIGH PERFORMANCE  
VARIABLE SPEED CONTROLLER w/Plug  
Carton Pack: 24 Carton Weight: 8 lbs.



NO. 1499 READY TO ASSEMBLE  
PLASTIC KIT COMBINATION  
GRANDSTAND  
DUAL PIT & CURVED BLEACHERS  
Carton Pack 6, Carton Weight 8.5 lbs.




AFX PLUS  
NO. 2596  
DUST RUST MUST GO  
COMBINATION  
DUAL PIT & CURVED BLEACHERS  
Carton Pack: 6 Displays of 12 per carton  
Carton Weight: 23 lbs.



AFX PLUS  
NO. 2597 X 2 C OILER  
Carton Pack:  
6 Displays of 12 per carton  
Carton Weight: 3 lbs.


# AFX™ EXPAND-A-SETS™



NO. 2561  
NIGHT RACING  
CAR & ACCESSORY  
EXPAND-A-SET™

- Includes:
- 2 AFX Flameblower
  - Magna-Traction™ Cars
  - 12 Fluorescent Guard Rails
  - 1 Fluorescent Label Sheet

TRACK NOT INCLUDED



NO. 2557  
HIGH SPEED BANKED CURVE  
EXPAND-A-SET™

- Includes:
- 1-12" Radius High Speed Curve
  - 4-12" Radius Curves
  - 2-15" Straight Track
  - 3-9" Straight Track
  - 1-7" Straight Track
  - 4 Guard Rails
  - 1 Chipboard
  - Track Support

CARS NOT INCLUDED



NO. 2562  
OFFICIAL  
MAINTENANCE  
& TEST KIT  
EXPAND-A-SET™

- Includes:
- Vinyl Case
  - Combination Tool & Circuit Tester
  - X2C Oiler
  - Screwdriver
  - Quikkee-Lok™
  - 4 Track Cleaning Pads
  - Sandpaper



NO. 2556 TRACK & ACCESSORY  
EXPAND-A-SET™

- Includes:
- 6-9" Curve Tracks
  - 2-9" Straight Tracks
  - Pit-Stop Garage
  - 6 Billboards & Clips
  - 3-3" Bridge Beams
  - 6 Modular Posts

CAN MAKE  
ANY ONE  
OF THESE  
ADDITIONS  
TO ALL  
AFX LAYOUTS  
CARS NOT INCLUDED



# HIGH PERFORMANCE TRACK

Rugged. Easy-to-assemble. With the deepest slots in HO racing. Special "slot wedge" design at track ends eliminates guide pin snag where tracks join. Provides extra smooth and quiet high-speed racing action.

## CURVED TRACK

- NO. 2514: 9" RADIUS (1/2 circle)  
Carton pack 48. Weight 5 lbs.
  - NO. 2518: 6" RADIUS (1/2 circle)  
Carton pack 48. Weight 6 lbs.
  - NO. 2519: 9" RADIUS (1/4 circle)  
Carton pack 48. Weight 10 lbs.
  - NO. 2528: 12" RADIUS (1/2 circle)  
Carton pack 48. Weight 7 lbs.
  - NO. 2533: 15" RADIUS (1/2 circle)  
Carton pack 48. Weight 9 lbs.
  - NO. 2540: 6" RADIUS (1/2 circle)  
Carton pack 48. Weight 3 lbs.
- ## STRAIGHT TRACK
- NO. 2515: 5" STRAIGHT  
Carton pack 48. Weight 4 lbs.
  - NO. 2516: 7" STRAIGHT  
Carton pack 48. Weight 6 lbs.
  - NO. 2517: 9" STRAIGHT  
Carton pack 48. Weight 8 lbs.
  - NO. 2526: 9" LAP COUNTER (Not shown)  
Carton pack 48. Weight 10 lbs.
  - NO. 2527: 6" STRAIGHT  
Carton pack 48. Weight 5 lbs.
  - NO. 2542: 15" STRAIGHT  
Carton pack 48. Weight 12 lbs.
  - NO. 2546: 15" STRAIGHT (4 PC. PACK)  
Carton pack 12 4-pc. packs. Weight 14 lbs.
- ## ADAPTER TRACK
- NO. 2551: 9" STRAIGHT  
Carton pack 48. Weight 7 lbs.
  - NO. 2551: 9" ADAPTER TRACK (PAIR)  
Adapter track is used to join old style Aurora HO track together with the new AFX Speed-Lok™ track.  
Carton pack 48 pairs. Weight 19 lbs.

- NO. 2501: 9" WIGGLE  
Carton pack 48. Weight 7 lbs.
- NO. 2502: 9" DOUBLE CROSS (PAIR)  
Carton pack 48 pcs. Weight 8 lbs.
- NO. 2503: 9" "Y" TRACK (PAIR)  
Carton pack 48 pairs. Weight 18 lbs.
- NO. 2506: 9" COBBLESTONE TRACK  
Carton pack 48. Weight 7 lbs.
- NO. 2513: 9" RADIUS CRISSCROSS (PAIR)  
Carton pack 48 pairs. Weight 25 lbs.
- NO. 2521: 9" JUNCTION TURNOFF (PAIR)  
Carton pack 12 pairs. Weight 7 lbs.
- NO. 2523: 90° INTERSECTION  
Carton pack 24. Weight 11 lbs.
- NO. 2524: 9" CRISSCROSS (PAIR)  
Carton pack 48 pairs. Weight 18 lbs.
- NO. 2539: 9" SQUEEZE  
Carton pack 48. Weight 7 lbs.



- NO. 2534-9" STRAIGHT TERMINAL TRACK  
Carton Pack: 48. Weight: 12 lbs.
- NO. 2535-15" STRAIGHT TERMINAL TRACK  
Carton Pack: 48. Weight: 18 lbs.